
CHAIN QUARTERLY REPORT

OUTER BOROUGHES

JANUARY - MARCH 2019

**SUPPORTED BY
MAYOR OF LONDON**



COPYRIGHT

Greater London Authority
April 2019

Published by
Greater London Authority
City Hall
The Queen's Walk
More London
London SE1 2AA
www.london.gov.uk

CHAIN enquiries 020 3856 6007

Copies of this report are available
from <http://data.london.gov.uk>

CONTENTS

1. INTRODUCTION

2. ROUGH SLEEPER POPULATION ANALYSIS

- Headlines
- Achieving no second night out
- No one living on the streets
- Intermittent rough sleepers
- Distribution

3. SPATIAL DISTRIBUTION

- Bedded down street contacts by area: Greater London level

4. NATIONALITY

- Nationality: Rolling figures
- Nationality: Breakdown by area
- Nationality: Borough breakdown

5. DEMOGRAPHICS

- Gender
- Age
- Ethnicity

6. SUPPORT NEEDS

- Support needs: Overall figures
- Support needs: Borough breakdown

7. INSTITUTIONAL & ARMED FORCES HISTORY

- Institutional & armed forces history: Overall figures
- Institutional & armed forces history: Borough breakdown

8. ACCOMMODATION & RECONNECTION OUTCOMES

9. TEMPORARY ACCOMMODATION

- Arrivals
- Departures: Destination on departure
- Departures: Reason for leaving

10. METHODOLOGY

1. INTRODUCTION

This quarterly report presents information about people seen rough sleeping by outreach teams in Outer Boroughs in January - March 2019. Information is derived from the 'Combined Homelessness and Information Network' (CHAIN), a database commissioned and funded by the Greater London Authority (GLA) and managed by St. Mungo's. For more information see www.mungos.org/chain.

New rough sleepers	Those who had not been contacted by outreach teams rough sleeping before the period
Living on the streets	Those who have had a high number of contacts over 3 weeks or more which suggests they are living on the streets
Intermittent rough sleepers	People who were seen rough sleeping before the period began at some point, and contacted in the period - but not regularly enough to be 'living on the streets'

For more information about the methods used to derive statistics for this report, and definitions of different groups, please see the Methodology section.

Most sections of this report include figures representing an amalgamated total for everyone seen rough sleeping in the outer boroughs taken as a whole, followed by a breakdown providing figures for each of the boroughs individually. Some people will have been seen rough sleeping in more than one of the outer boroughs during the period, so the combined total for the separate boroughs works out to a higher number than the overall amalgamated total for the outer boroughs.

Editions of this report prior to April 2018 included the borough of Haringey. However, due to the increased number of rough sleepers seen there, together with the advent of a dedicated outreach service in the borough, Haringey is now covered by a separate report and is no longer included in the outer borough figures. Similarly, prior to April 2017, Newham was included in the outer boroughs figures. This should be taken into account when comparing the amalgamated outer boroughs total against that for periods prior to these changes.

2. ROUGH SLEEPER POPULATION ANALYSIS

Outer Boroughs: Headlines

Volumes	No. Rough Sleepers	Change from last period	Change on same period last year
New Rough Sleepers (All)	427	-28	+88
New RS with no second night out	349	-36	+64
New RS with a second night out but not living on the streets	70	+5	+22
New RS joining living on the streets population*	8	+3	+2
Living on the Streets (All)	63	+18	+7
LOS - Transferred from new RS*	8	+3	+2
LOS - Known	51	+15	+6
LOS - RS205+	4	0	-1
Intermittent Rough Sleepers	331	+39	+60
Total	813	+26	+153

*This cohort is listed under both new RS and living on the streets headings, but is only counted once towards the overall total

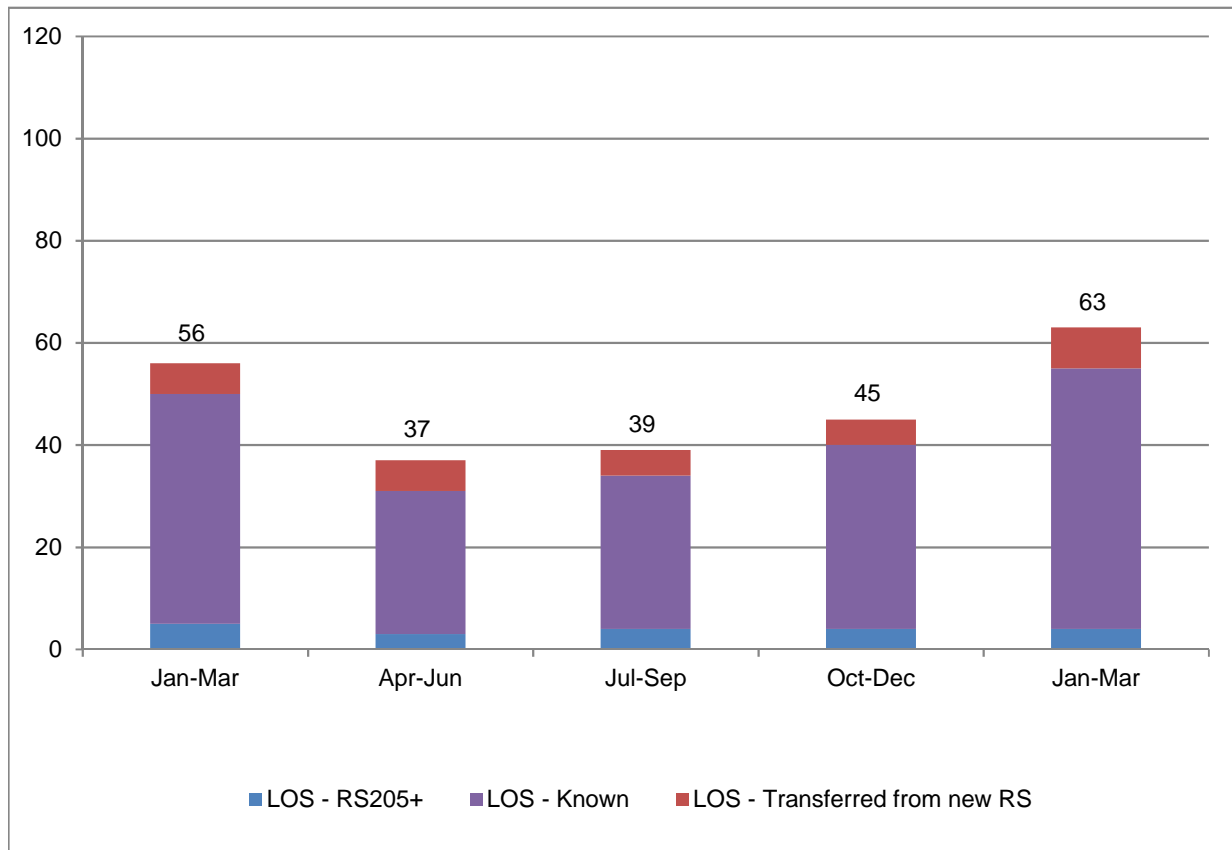
Outer Boroughs: Achieving No Second Night Out



Category	No. this period
New RS with no second night out	349
New RS with a second night out but not living on the streets	70
New RS joining living on the streets population	8
Total	427

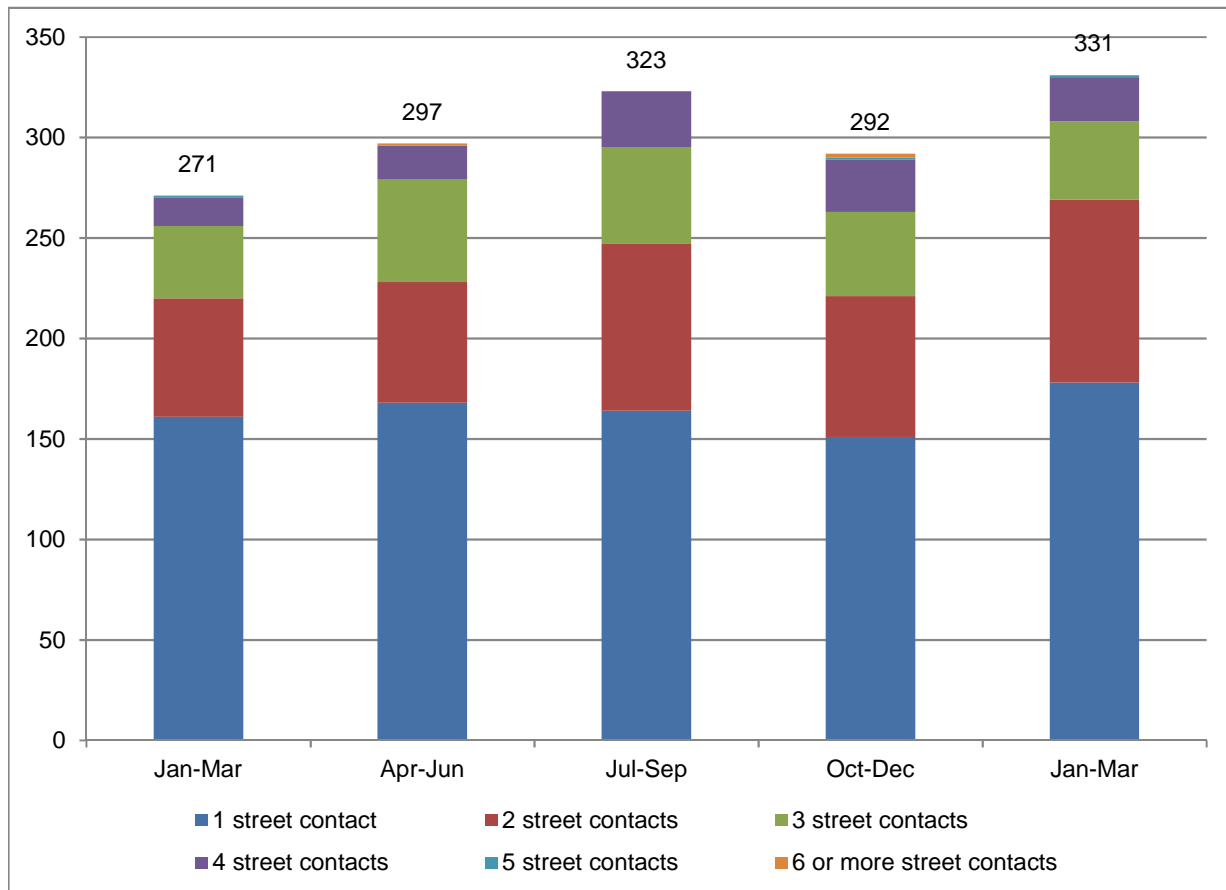
Note: New RS = New rough sleepers

Outer Boroughs: No One Living on the Streets



Category	No. this period
LOS - Transferred from new RS	8
LOS - Known	51
LOS - RS205+	4
Total	63

Outer Boroughs: Intermittent Rough Sleepers



No. bedded down street contacts during this period	No. intermittent rough sleepers
1 street contact	178
2 street contacts	91
3 street contacts	39
4 street contacts	22
5 street contacts	1
6 or more street contacts	0
Total	331

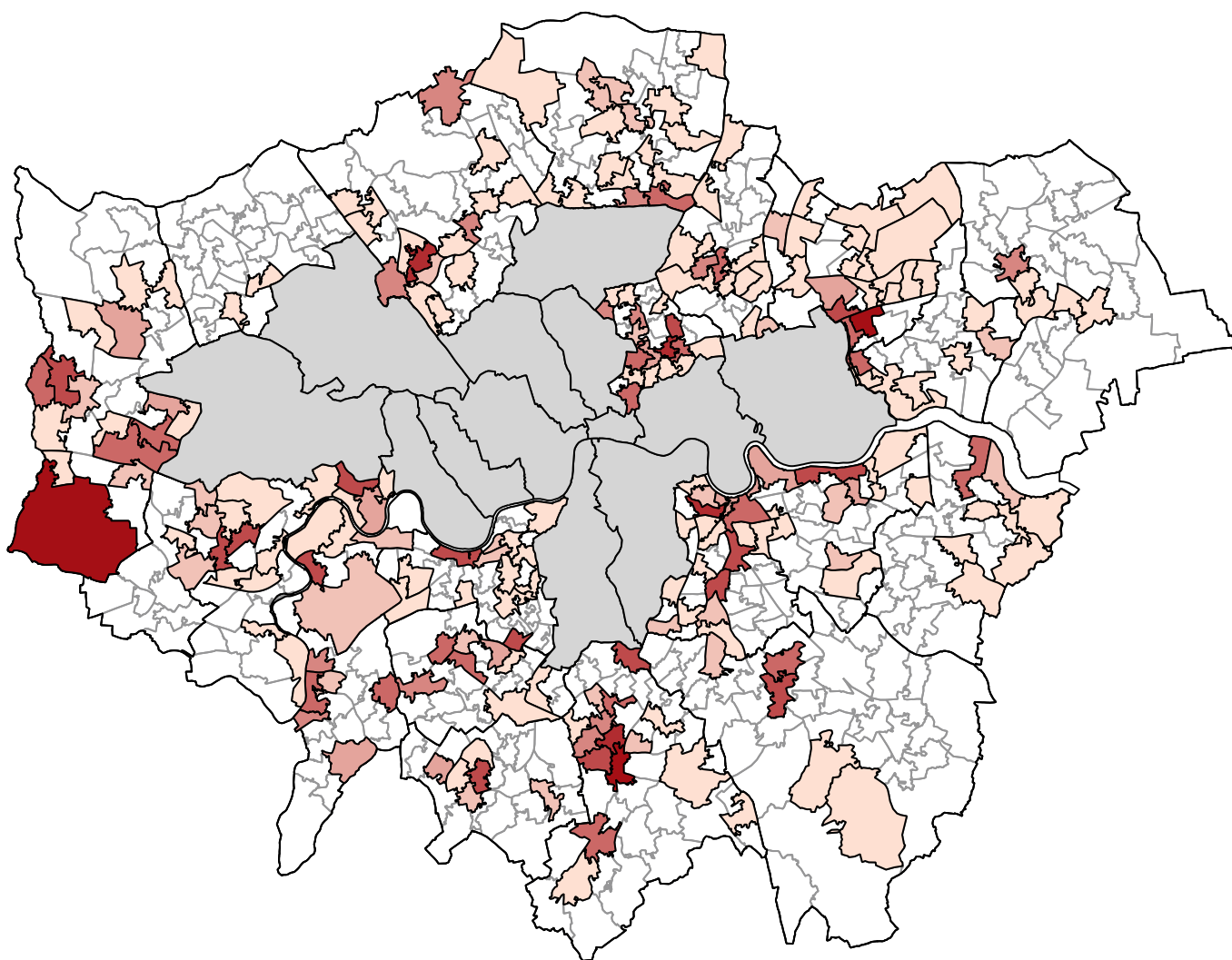
Outer Boroughs: Distribution

BOROUGH	New RS with no second night out	New RS with a second night out but not living on the streets	New RS joining living on the streets population	LOS - Known	LOS - RS205+	Intermittent rough sleeper	TOTAL
Barking & Dagenham	10	2	0	0	0	3	15
Barnet	15	9	0	3	1	6	34
Bexley	6	1	0	2	0	3	12
Bromley	4	3	0	1	1	5	14
Bus route	26	5	2	4	0	20	57
Croydon	29	7	3	10	0	38	87
Enfield	18	3	0	0	0	8	29
Greenwich	8	0	0	5	0	10	23
Hackney	23	5	1	4	0	27	60
Harrow	1	0	0	0	0	1	2
Havering	4	0	0	0	0	5	9
Heathrow	58	13	0	4	0	41	116
Hillingdon	17	10	0	1	1	34	63
Hounslow	6	1	0	4	1	19	31
Kingston upon Thames	13	1	0	1	0	10	25
Lewisham	24	2	1	2	0	25	54
Merton	3	2	0	2	0	15	22
Redbridge	43	5	1	2	0	26	77
Richmond	8	1	0	3	0	11	23
Sutton	12	2	0	1	0	10	25
Tube line	2	1	0	0	0	2	5
Waltham Forest	9	1	0	0	0	11	21
Wandsworth	10	1	0	4	0	12	27
UNIQUE TOTAL	349	70	8	51	4	331	813

3. SPATIAL DISTRIBUTION

Bedded down street contacts by area: Greater London level

The map below shows the number of bedded down street contacts recorded in each Middle Super Output Area across the Outer Boroughs during the period. It is important to note that this represents volume of contacts rather than individuals, and some people may have been seen on multiple occasions within a given area.



No. Bedded Down Contacts

1	3	6-10	21-50
2	4-5	11-20	51+

4. NATIONALITY

Nationality: Rolling figures

Nationality of people seen rough sleeping by outreach services.

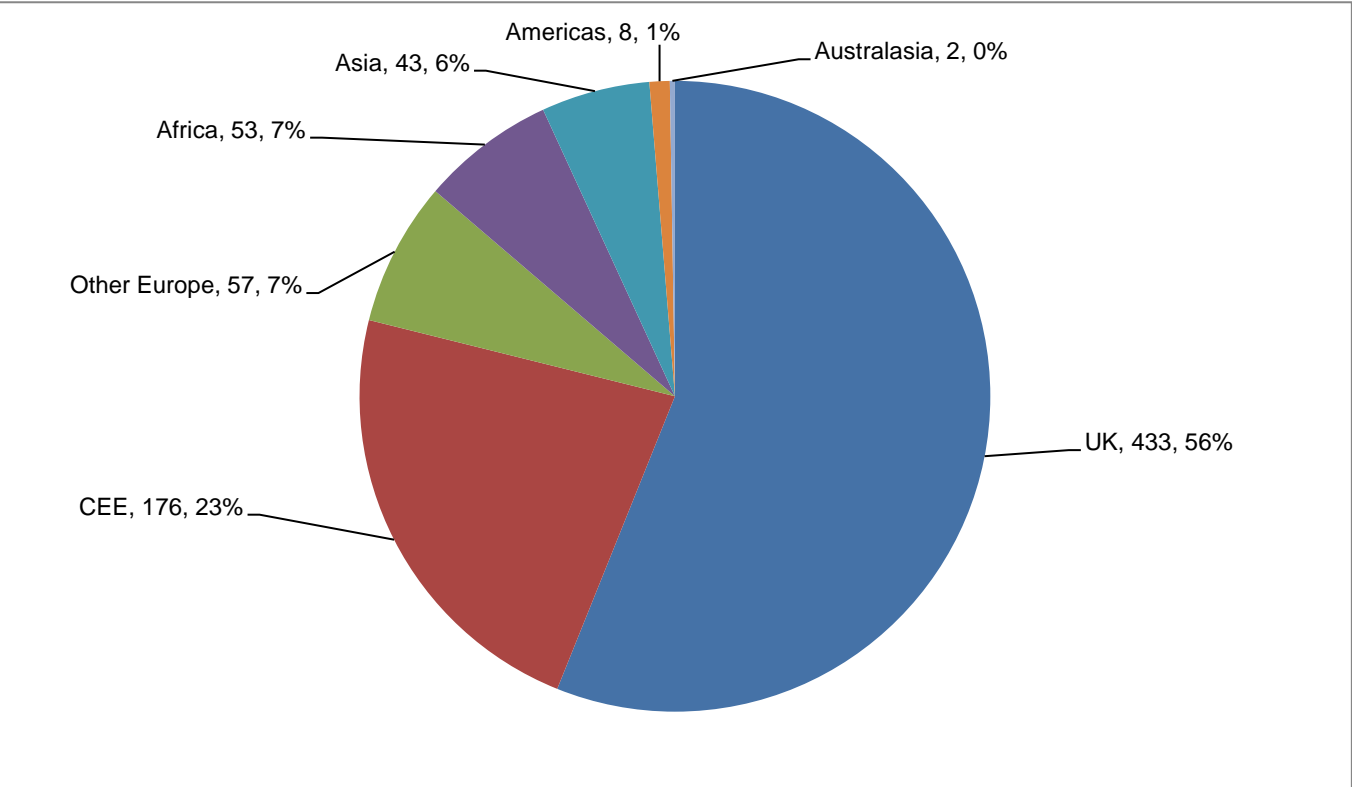
	Jul-Sep 18		Oct-Dec 18		Jan-Mar 19	
Nationality	No.	%	No.	%	No.	%
UK	452	58%	441	59%	433	56%
Ireland (Republic of)	4	1%	9	1%	11	1%
France	5	1%	6	1%	6	1%
Germany	2	0%	3	0%	3	0%
Italy	6	1%	13	2%	9	1%
Portugal	7	1%	5	1%	8	1%
Spain	4	1%	3	0%	3	0%
Bulgaria	6	1%	16	2%	4	1%
Czech Republic	6	1%	4	1%	3	0%
Estonia	0	0%	1	0%	3	0%
Hungary	1	0%	5	1%	6	1%
Latvia	5	1%	2	0%	7	1%
Lithuania	21	3%	14	2%	19	2%
Poland	74	10%	70	9%	72	9%
Romania	48	6%	46	6%	58	8%
Slovakia	5	1%	6	1%	4	1%
Slovenia	0	0%	0	0%	0	0%
<i>Central and East Europe Subtotal</i>	<i>166</i>	<i>21%</i>	<i>164</i>	<i>22%</i>	<i>176</i>	<i>23%</i>
Other Europe	11	1%	18	2%	17	2%
Africa	64	8%	53	7%	53	7%
Asia	46	6%	23	3%	43	6%
Americas	4	1%	14	2%	8	1%
Australasia	2	0%	1	0%	2	0%
Missing	0		0		0	
Not known	29		34		41	
<i>Total (incl. Missing/Not known)</i>	<i>802</i>		<i>787</i>		<i>813</i>	
Total (excl. Missing/Not known)	773	100%	753	100%	772	100%

Note: Percentages are calculated from total excluding clients whose nationality was not known or not recorded.

In individual borough reports some nationalities included in the table above may have '0' clients recorded against them – these nationalities are included in this standardised table as they represent a significant number of clients across London as a whole.

Nationality: Breakdown by area

Nationality of people seen rough sleeping by outreach services, grouped by area.



Base: 772. Note that the base figure for this chart excludes clients whose nationality is not known or recorded.

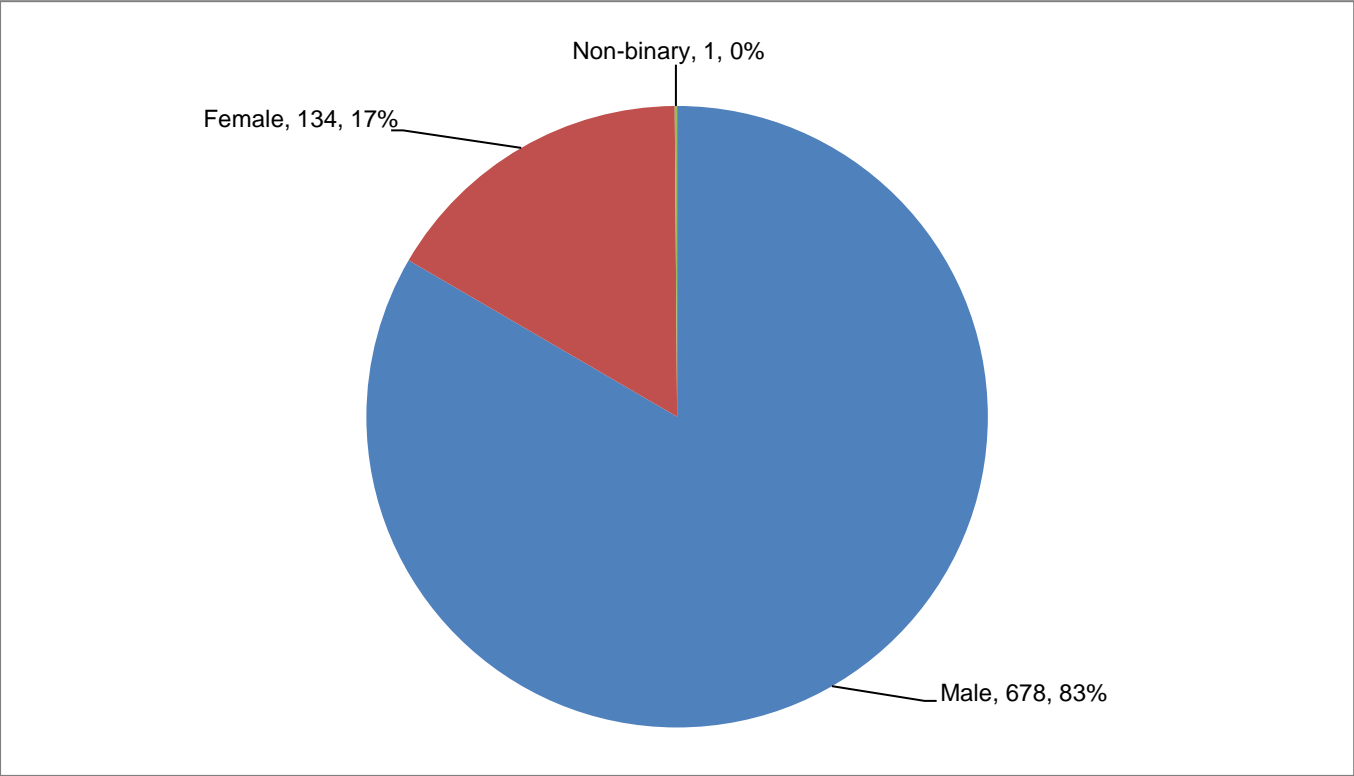
Nationality: Borough breakdown

Borough	UK	CEE	Other Europe	Africa	Asia	Americas	Australasia	Not known	Total
Barking & Dagenham	6	5	0	2	1	0	0	1	15
Barnet	19	12	1	0	1	0	0	1	34
Bexley	9	0	0	2	0	0	0	1	12
Bromley	6	8	0	0	0	0	0	0	14
Bus route	24	11	10	9	1	1	0	1	57
Croydon	49	17	7	6	4	2	0	2	87
Enfield	17	5	3	1	3	0	0	0	29
Greenwich	14	3	3	1	0	0	1	1	23
Hackney	42	5	2	4	2	0	1	4	60
Haringey	21	30	12	5	0	2	0	3	73
Harrow	1	1	0	0	0	0	0	0	2
Havering	7	1	0	1	0	0	0	0	9
Heathrow	51	15	9	3	10	4	0	24	116
Hillingdon	36	10	3	2	7	0	0	5	63
Hounslow	18	7	2	0	4	0	0	0	31
Kingston upon Thames	20	5	0	0	0	0	0	0	25
Lewisham	36	5	4	6	2	0	0	1	54
Merton	10	9	0	0	3	0	0	0	22
Redbridge	32	23	7	10	4	0	0	1	77
Richmond	17	3	2	1	0	0	0	0	23
Sutton	10	13	0	1	0	1	0	0	25
Tube line	3	0	0	1	1	0	0	0	5
Waltham Forest	3	11	3	2	1	0	0	1	21
Wandsworth	14	10	1	1	1	0	0	0	27

5. DEMOGRAPHICS

Gender

Gender of people seen rough sleeping by outreach services.

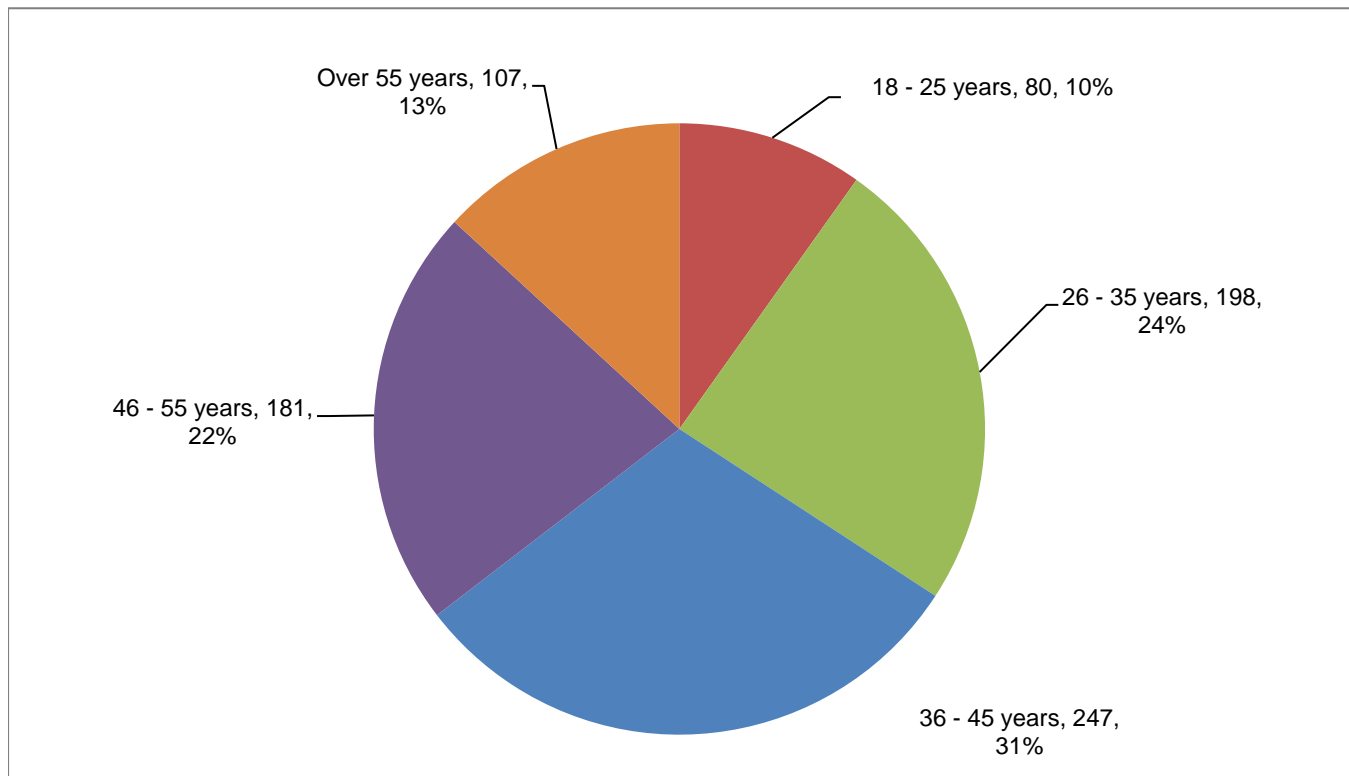


Base: 813

Borough	Female	Male	Non-binary	Total
Barking & Dagenham	3	12	0	15
Barnet	4	30	0	34
Bexley	2	10	0	12
Bromley	2	12	0	14
Croydon	13	74	0	87
Enfield	3	26	0	29
Greenwich	3	20	0	23
Hackney	14	46	0	60
Harrow	0	2	0	2
Havering	1	8	0	9
Heathrow	28	88	0	116
Hillingdon	8	55	0	63
Hounslow	3	28	0	31
Kingston upon Thames	7	18	0	25
Lewisham	6	48	0	54
Merton	1	21	0	22
Redbridge	13	63	1	77
Richmond	6	17	0	23
Sutton	7	18	0	25
Waltham Forest	2	19	0	21
Wandsworth	4	23	0	27
Bus route	9	48	0	57
Tube line	0	5	0	5

Age

Age of people seen rough sleeping by outreach services.

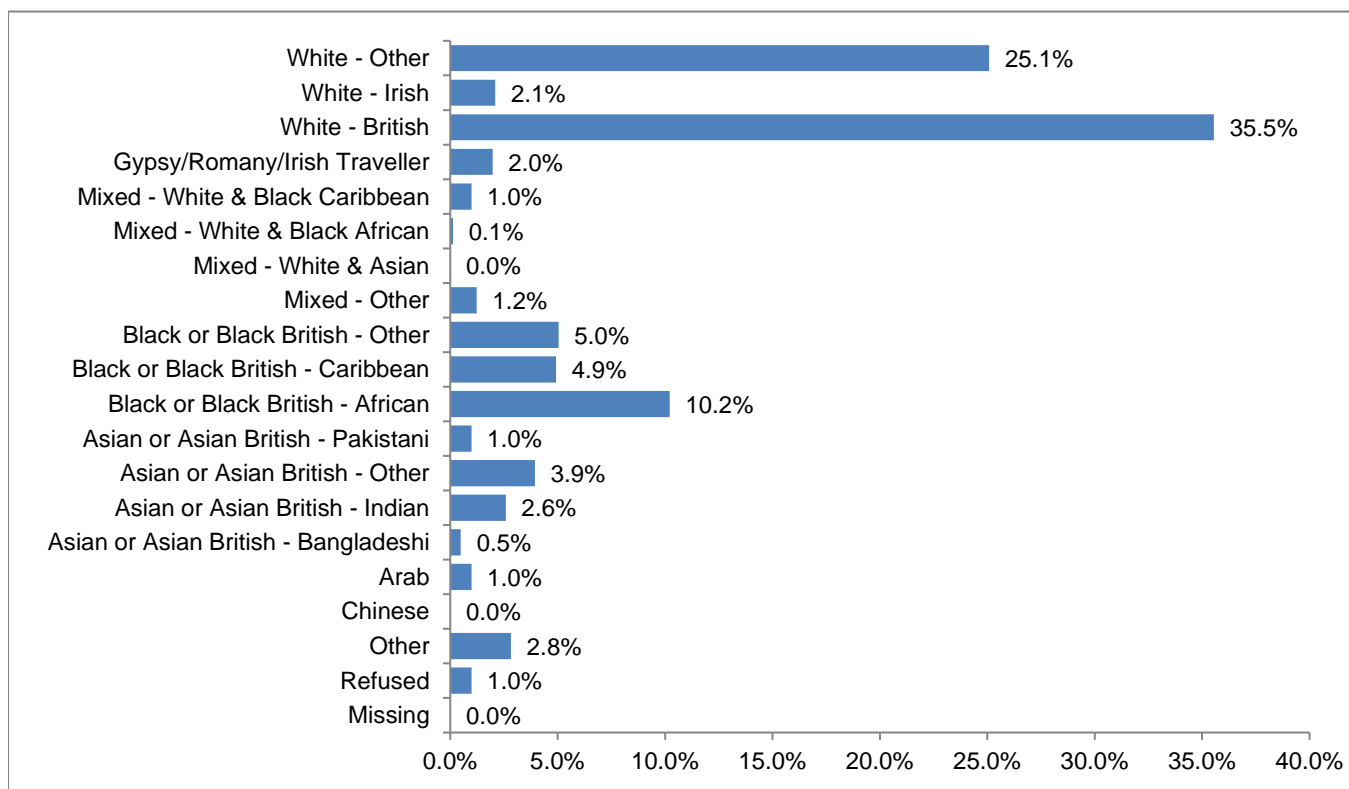


Base: 813

Borough	Under 18 years	18 - 25 years	26 - 35 years	36 - 45 years	46 - 55 years	Over 55 years	Total
Barking & Dagenham	0	1	6	4	3	1	15
Barnet	0	2	6	10	13	3	34
Bexley	0	1	5	3	1	2	12
Bromley	0	1	4	4	4	1	14
Croydon	0	9	30	30	12	6	87
Enfield	0	5	6	7	6	5	29
Greenwich	0	5	3	4	9	2	23
Hackney	0	3	19	17	16	5	60
Harrow	0	0	0	0	2	0	2
Havering	0	4	3	1	1	0	9
Heathrow	0	8	22	30	20	36	116
Hillingdon	0	3	16	19	19	6	63
Hounslow	0	4	8	7	6	6	31
Kingston upon Thames	0	5	5	6	7	2	25
Lewisham	0	1	11	19	18	5	54
Merton	0	1	7	6	4	4	22
Redbridge	0	12	17	26	15	7	77
Richmond	0	1	7	7	7	1	23
Sutton	0	4	9	7	4	1	25
Waltham Forest	0	1	5	11	2	2	21
Wandsworth	0	4	6	12	2	3	27
Bus route	0	4	8	23	14	8	57
Tube line	0	1	1	0	0	3	5

Ethnicity

Ethnicity of people seen rough sleeping by outreach services.



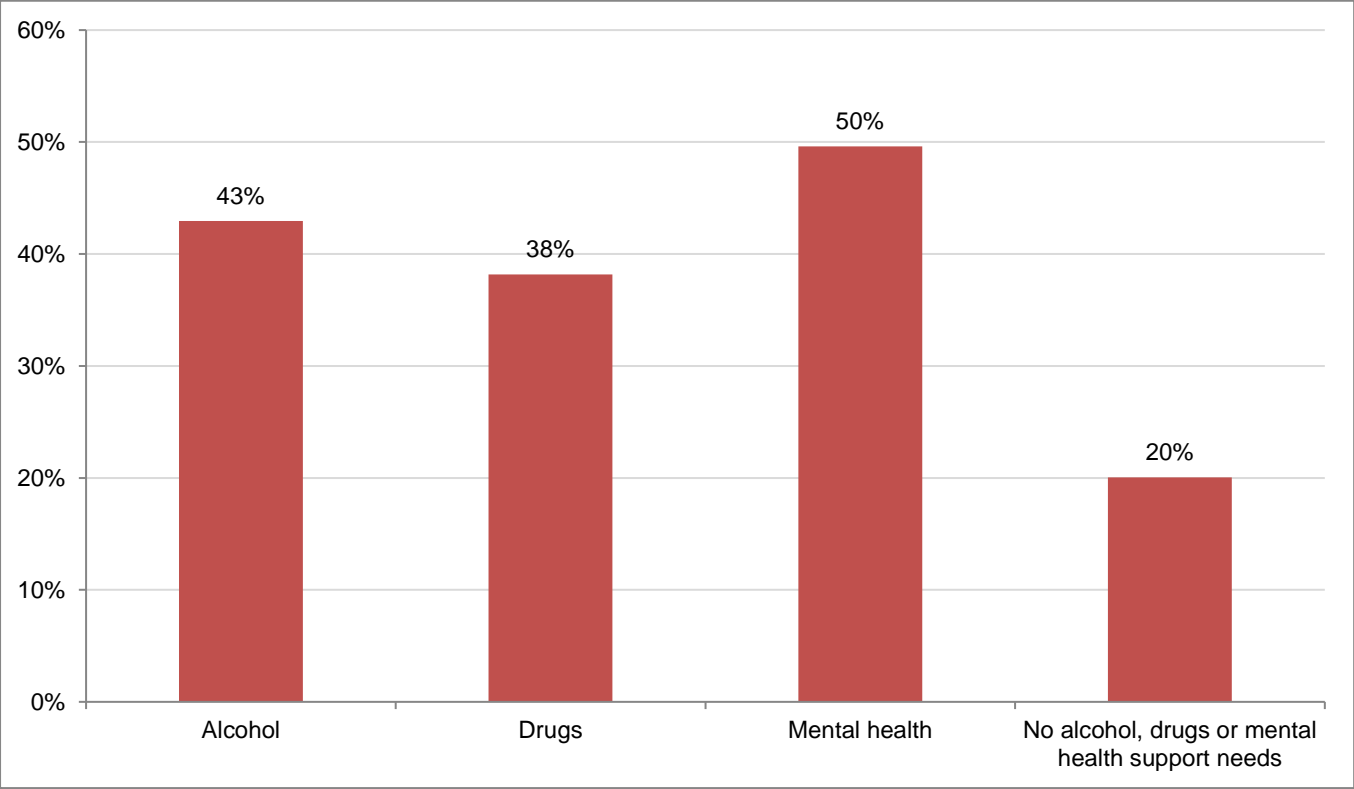
Base: 813

Borough	White - British	White - Irish	White - Other	Gypsy/Romany/Irish Traveller	Black	Asian	Mixed	Chinese/Arab/Other	Missing/Refused	Total
Barking & Dagenham	5	0	6	0	2	1	0	1	0	15
Barnet	14	1	14	0	3	1	0	1	0	34
Bexley	8	0	0	0	3	0	1	0	0	12
Bromley	5	0	9	0	0	0	0	0	0	14
Croydon	38	0	22	0	15	3	3	4	1	86
Enfield	8	0	7	0	6	2	4	2	0	29
Greenwich	9	1	5	0	6	0	1	1	0	23
Hackney	25	1	7	0	17	3	3	4	0	60
Harrow	1	0	1	0	0	0	0	0	0	2
Havering	2	0	2	0	2	2	1	0	0	9
Heathrow	34	1	25	0	24	19	3	8	2	116
Hillingdon	26	1	12	0	7	13	1	2	0	62
Hounslow	10	2	10	0	4	4	0	0	1	31
Kingston upon Thames	18	1	1	0	0	0	0	0	0	20
Lewisham	24	0	8	0	19	3	0	0	0	54
Merton	8	2	8	0	1	3	0	0	0	22
Redbridge	15	5	26	0	19	7	1	3	1	77
Richmond	15	1	3	0	1	2	0	0	1	23
Sutton	9	0	8	0	0	0	0	1	0	18
Waltham Forest	2	0	12	0	5	1	0	0	1	21
Wandsworth	11	0	7	0	3	1	0	1	1	24
Bus route	8	1	15	0	27	2	1	3	0	57
Tube line	0	0	1	0	3	1	0	0	0	5

6. SUPPORT NEEDS

Support needs: Overall figures

Support needs of people seen rough sleeping by outreach services.



Base: 524. Note that the base figure for this chart excludes people for whom all three support needs are not known or not assessed (289)

Support Needs	No. people	% of people seen rough sleeping
Alcohol only	70	13%
Drugs only	46	9%
Mental health only	81	15%
Alcohol and drugs	26	5%
Alcohol and mental health	51	10%
Drugs and mental health	50	10%
Alcohol, drugs and mental health	78	15%
All three no	105	20%
All three no, not known or not assessed	17	3%
All three not known or not assessed	289	
Total (excl. not assessed)	524	100%
Total (incl. not assessed)	813	

Note: Total excluding not known or assessed is used as base for percentages.

Support Needs: Borough breakdown

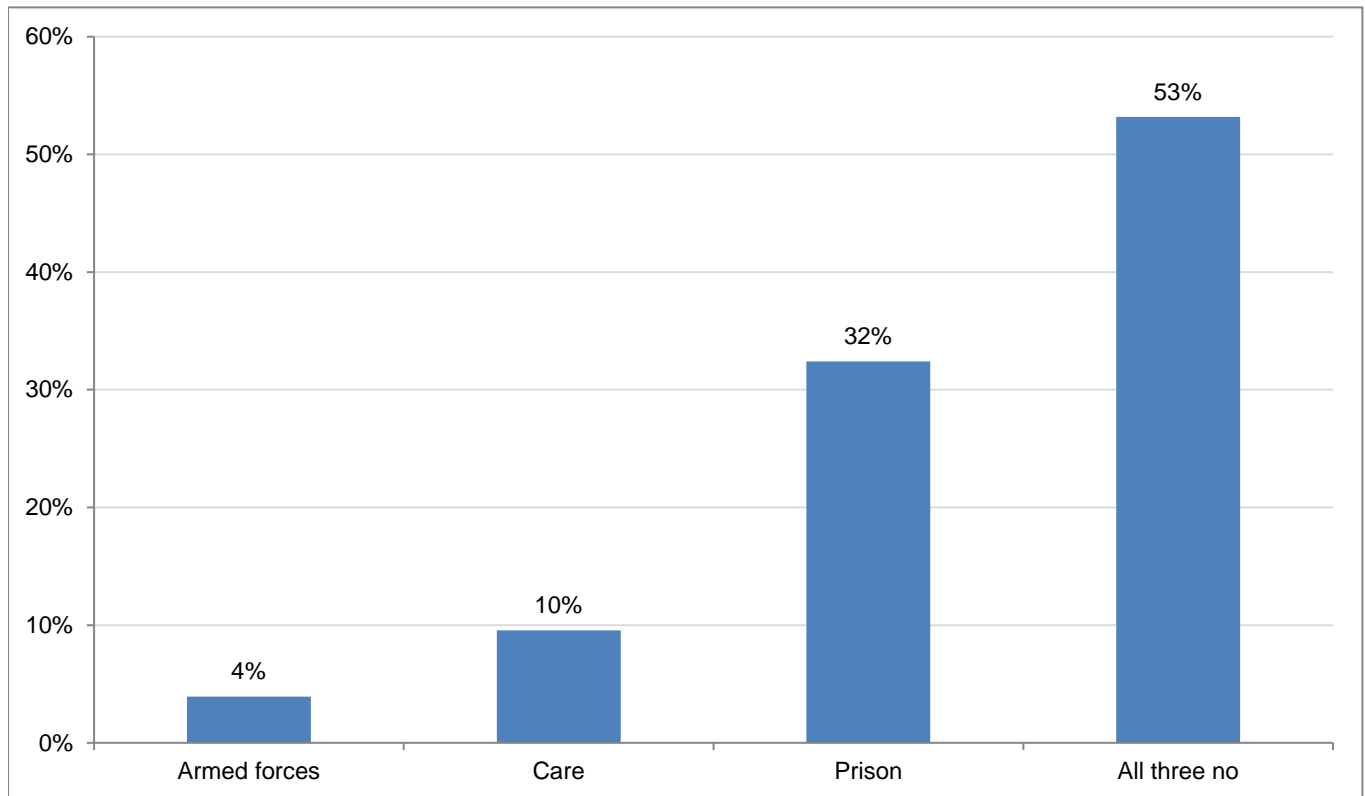
Borough	Alcohol	Drugs	Mental health	No alcohol, drugs or mental health support needs	Total assessed*
Barking & Dagenham	4	1	3	3	9
Barnet	2	6	6	0	11
Bexley	4	2	6	0	9
Bromley	2	3	4	1	7
Bus route	17	9	14	16	44
Croydon	30	27	37	5	52
Enfield	7	7	11	5	20
Greenwich	7	6	12	1	17
Hackney	22	19	21	4	36
Haringey	23	20	17	14	53
Harrow	1	1	1	0	1
Havering	1	1	2	2	5
Heathrow	20	13	22	18	58
Hillingdon	16	23	24	10	48
Hounslow	9	13	15	4	28
Kingston upon Thames	6	6	4	2	11
Lewisham	16	17	19	8	45
Merton	6	3	6	4	12
Redbridge	32	22	26	16	61
Richmond	9	9	10	4	20
Sutton	6	4	7	1	9
Tube line	2	1	0	1	5
Waltham Forest	5	4	4	2	9
Wandsworth	4	6	13	4	21

*Total excludes clients for whom none of the three support needs were assessed.

7. INSTITUTIONAL & ARMED FORCES HISTORY

Institutional & armed forces history: Overall figures

People seen rough sleeping by outreach services, by experience of armed forces, care or prison.



Base: 534. Note that the base figure for this chart excludes people for whom all three institutional histories are not known or not recorded.

Nationality of rough sleepers with experience of armed forces:

Nationality	No. people	% of people seen rough sleeping
UK	11	2%
Non-UK	10	2%
Not known/recorded	0	0%
Total	21	4%

Institutional & armed forces history: Borough breakdown

Borough	Armed forces	Care	Prison	No institutional or armed forces history	Total assessed*
Barking & Dagenham	1	1	2	5	11
Barnet	0	2	5	7	13
Bexley	0	0	2	7	9
Bromley	0	1	3	3	11
Bus route	2	3	8	34	44
Croydon	2	10	26	11	44
Enfield	3	3	8	7	19
Greenwich	0	1	6	9	19
Hackney	1	6	17	18	42
Haringey	5	1	12	40	58
Harrow	1	0	1	0	1
Havering	0	1	2	4	7
Heathrow	1	2	11	42	59
Hillingdon	2	4	11	27	45
Hounslow	1	3	13	14	29
Kingston upon Thames	1	1	2	2	10
Lewisham	0	3	17	25	47
Merton	1	3	4	4	14
Redbridge	4	5	17	37	59
Richmond	0	1	5	9	18
Sutton	0	1	3	6	11
Tube line	0	0	0	5	5
Waltham Forest	1	0	4	4	9
Wandsworth	0	2	8	11	21

*Total excludes clients for whom none of the three histories were assessed.

8. ACCOMMODATION & RECONNECTION OUTCOMES

Reconnections and bookings into accommodation achieved for verified rough sleepers by borough based services during the period.

Accommodation and reconnection outcomes by number of people:

	Oct-Dec 18	Jan-Mar 19
Outcome	No. people	No. people
Booked into accommodation or reconnected	73	70
Booked into accommodation*	72	65
Booked into long term accommodation	21	16
Booked into hostel accommodation	11	4
Booked into other accommodation	41	49
Reconnected	1	5
Booked into NSNO**	194	155

*Some people may have been booked into more than one type of accommodation during the period.

**People booked into NSNO may also have been accommodated or reconnected during the period.

Accommodation and reconnection outcomes by number of events:

Accommodation type	Oct-Dec 18		Jan-Mar 19	
	No. events	%	No. events	%
Temporary accommodation				
Assessment centre	13	16%	7	9%
Hostel	11	14%	4	5%
Second-stage accommodation	0	0%	0	0%
Clinic/Detox/Rehab	0	0%	0	0%
Bed & breakfast	9	11%	24	30%
Friends & family	0	0%	1	1%
Other temporary accommodation	24	30%	23	29%
<i>Temporary accommodation subtotal</i>	<i>57</i>	<i>72%</i>	<i>59</i>	<i>74%</i>
Long term accommodation				
St Mungo's complex needs	0	0%	0	0%
St Mungo's semi-independent	0	0%	0	0%
Supported housing	4	5%	6	8%
LA tenancy (general needs)	1	1%	3	4%
RSL tenancy (general needs)	4	5%	0	0%
Clearing House/RSI	0	0%	0	0%
Sheltered housing	1	1%	1	1%
Care home	0	0%	0	0%
Private rented sector - independent	2	3%	1	1%
Private rented sector - with some floating support	7	9%	5	6%
Tied accommodation	1	1%	0	0%
Other long-term accommodation	1	1%	0	0%
<i>Long term accommodation subtotal</i>	<i>21</i>	<i>27%</i>	<i>16</i>	<i>20%</i>
Bookings into accommodation total	78	99%	75	94%
Reconnection type				
Return to home area	1	1%	2	3%
Seeking work	0	0%	2	3%
Move to area for friends/family	0	0%	3	4%
Move to area with appropriate services	0	0%	0	0%
Reconnections total	1	1%	5	6%
Total	79	100%	80	100%

Note: An individual may have had more than one reconnection, or been booked into accommodation more than once, during the period.

9. TEMPORARY ACCOMMODATION

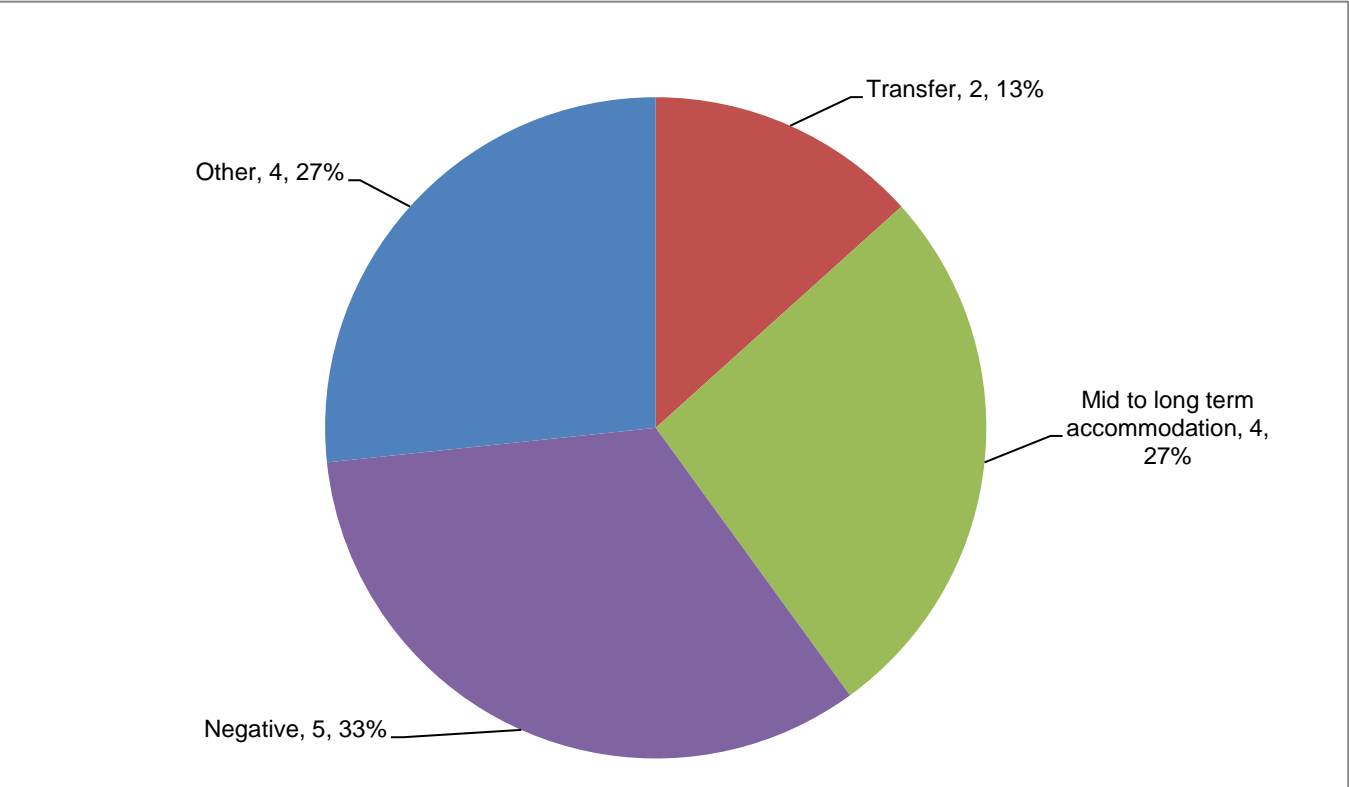
Hostels, assessment centres and second-stage accommodation based in the boroughs.

Arrivals

A total of 10 individuals arrived at temporary accommodation during the period.

Departures: Destination on Departure

A total of 15 individuals departed from temporary accommodation during the period.



Base: 15

Destination on departure	Destination category	Chart colour
Assessment Centre, Bed & Breakfast, Detox clinic, Hospital - not long term/acute care, Hostel - another organisation, Hostel - within the organisation, NASS accommodation, Night shelter, NSNO assessment hub, NSNO staging post, Psychiatric hospital, Rehab clinic, Temporary accommodation (LA)	Transfer	
Accommodation where client is owner, Care home, Clearing House/RSI, Hospital - long term, LA tenancy (general needs), Long stay hospice, Private rented sector - independent, Private rented sector - with some floating support, Returned to home country (EEA), Returned to home country (non EEA), RSL tenancy (general needs), Sheltered Housing, Supported Housing, Tied accommodation with work	Mid to long term accommodation	
Committed suicide, Not known, Sleeping rough/Returned to streets, Taken into custody	Negative	
Died, Previous home, Staying with family, Staying with friends	Other	

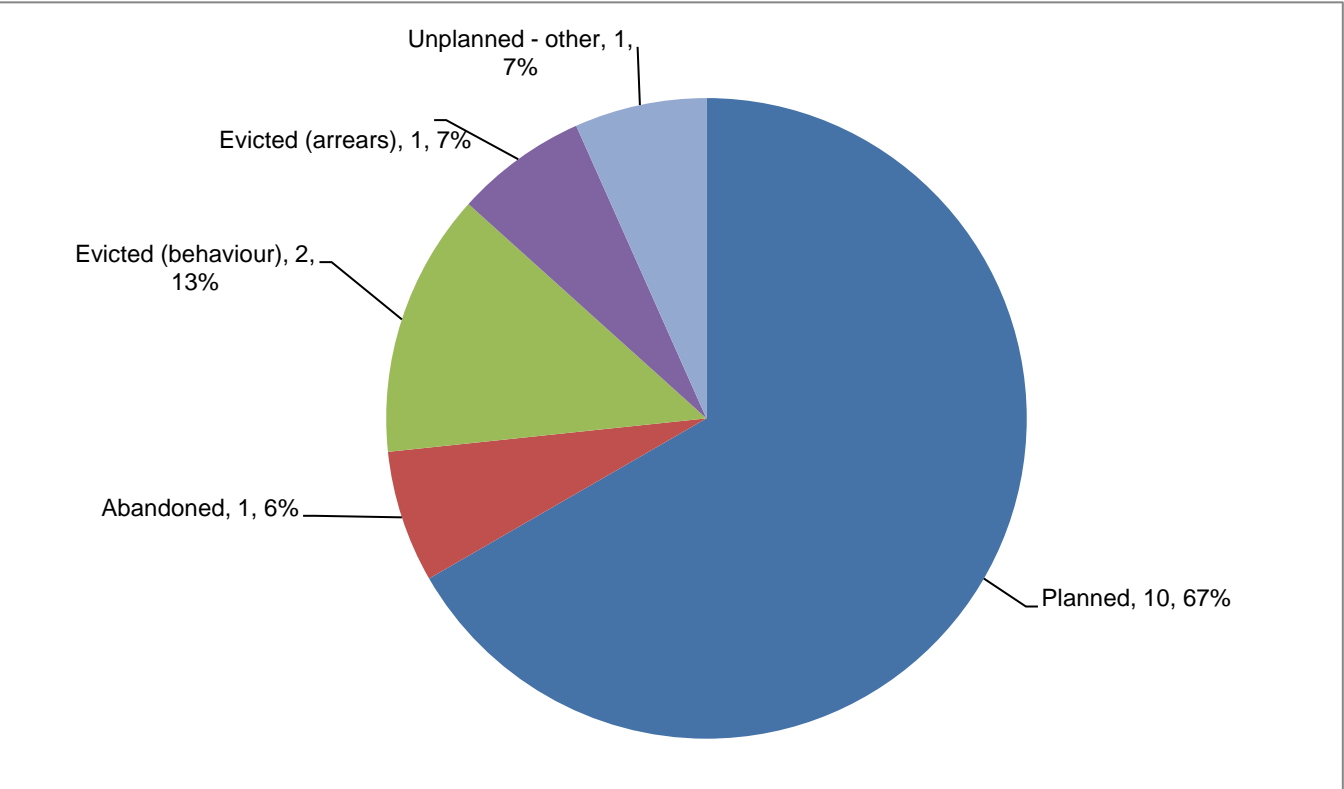
Note: An individual may have had more than one accommodation departure during the period.

Destination on departure	No. departures	%
Transfer		
Assessment centre	0	0%
Bed & breakfast	0	0%
Detox clinic	0	0%
Hospital - not long term/acute care	0	0%
Hostel - another organisation	1	7%
Hostel - within the organisation	1	7%
Hosting placement	0	0%
Internal SWEP transfer	0	0%
NASS accommodation	0	0%
Night shelter	0	0%
NSNO assessment hub	0	0%
NSNO staging post	0	0%
Psychiatric hospital	0	0%
Rehab clinic	0	0%
Temporary accommodation (LA)	0	0%
<i>Transfer subtotal</i>	2	13%
Mid to long term accommodation		
Accommodation where client is owner	0	0%
Care home	0	0%
Clearing House/RSI	0	0%
Hospital - long term	0	0%
LA tenancy (general needs)	0	0%
Long stay hospice	0	0%
Private rented sector - independent	1	7%
Private rented sector - with some floating support	1	7%
Returned to home country (EEA)	0	0%
Returned to home country (non EEA)	0	0%
RSL tenancy (general needs)	1	7%
Sheltered Housing	0	0%
Supported Housing	1	7%
Tied accommodation with work	0	0%
<i>Mid to long term accommodation subtotal</i>	4	27%
Negative		
Committed suicide	0	0%
Not known	2	13%
Sleeping rough/Returned to streets	2	13%
Taken into custody	1	7%
<i>Negative subtotal</i>	5	33%
Other		
Died	0	0%
Previous home	0	0%
Staying with family	3	20%
Staying with friends	1	7%
<i>Other subtotal</i>	4	27%
Total	15	100%

Note: An individual may have had more than one accommodation departure during the period.

Departures: Reason for Leaving

Temporary accommodation departures by reason for leaving.



Base: 15

Note: An individual may have had more then one accommodation departure during the period.

10. METHODOLOGY

From January 2014 onwards, CHAIN rough sleeping figures returned to being reported on a quarterly basis, following a two year period of reporting on a bi-monthly cycle.

Alongside the change in reporting period, we have also made some other adjustments to our reporting methodology. People who have been seen rough sleeping in more than one borough during the period will now be counted towards the figures for each relevant borough, rather than being assigned to one borough only, as was previously the case with bi-monthly reports. This means that the overall unique rough sleepers total for London will not be the same as the sum of all separate borough figures.

The new quarterly reports continue to employ the methodology of assigning rough sleepers to categories based on the following factors:

- Whether they were new rough sleepers during the period
- How many times they were seen rough sleeping during the period
- Number of days elapsed between first and last time they were seen rough sleeping during the period

We continue to apply the same thresholds for the above factors to the quarterly reporting period that we previously used for bi-monthly reporting. A further explanation of the individual categories follows.

New rough sleepers

New rough sleepers, who were seen for the first time during the period. The total number of new rough sleepers is broken down into those who were seen just once and did not have a second night out, those who were seen on several occasions, but as yet have not been on the streets long enough to count as 'living on the streets', and those new to the streets who remained there long enough to fulfil the criteria for 'living on the streets' (outlined below).

Living on the streets (LOS)

With the designation 'living on the streets' we refer to rough sleepers who have stayed on the streets after arriving, and are entrenched or at risk of becoming so. In determining who is counted as living on the streets we have used a combination of time on the streets (three or more weeks between the earliest and latest bedded down contact) and number of bedded down contacts (five or more contacts) during the period we are reporting on. If a person is seen bedded down six times, but only during one week, he or she does not count. If a person has four bedded down contacts, but spread over two months, he or she would also not count. To be counted a rough sleeper must have both elements.

The reporting period covers three months. However, to ensure that we do not miss those whose rough sleeping crosses over reporting periods we look back for the three weeks immediately before the start of the three month reporting period. For a rough sleeper in these circumstances, if they are not seen again, he or she will not be reported living on the streets in the next period.

The LOS total will include some who were new to the streets in the period, but whose stay extended beyond three weeks and who were seen bedded down at least five times - these are transferred from the new rough sleeper figures (shown in red in both section one and two of the report).

It is important to note that a rough sleeper who is included in the LOS total will not necessarily have been living on the streets for the entirety of the quarter in question, but they were living on the streets for a significant period during the quarter. The LOS total will also include some who are no longer on the streets, having gone into accommodation (or disappeared). They will not appear in the subsequent LOS total. Rough sleepers will only count as LOS during the period where they meet the above definition.

RS205+ refers to people who have been identified as especially hard to help because of their prolific history of rough sleeping. This group appear in the LOS chart if they have any number of bedded down contacts within the two months being reported on.

Intermittent rough sleepers

Intermittent rough sleepers are those who are not new in this period, and have not been seen rough sleeping enough to be deemed living on the streets. This group includes those who sleep rough periodically for very short periods (including some street drinkers and beggars). It also will include those who return to the streets for a longer period (but in this period less than the 'living on the streets' definition). Those that go on to be living on the streets will appear in that category in the next period.

SUPPORTED BY
MAYOR OF LONDON

